

# Tatting

## Overview & Tool Basics

By Joan Thomas, Sept 2019

# Tatting – What is it?

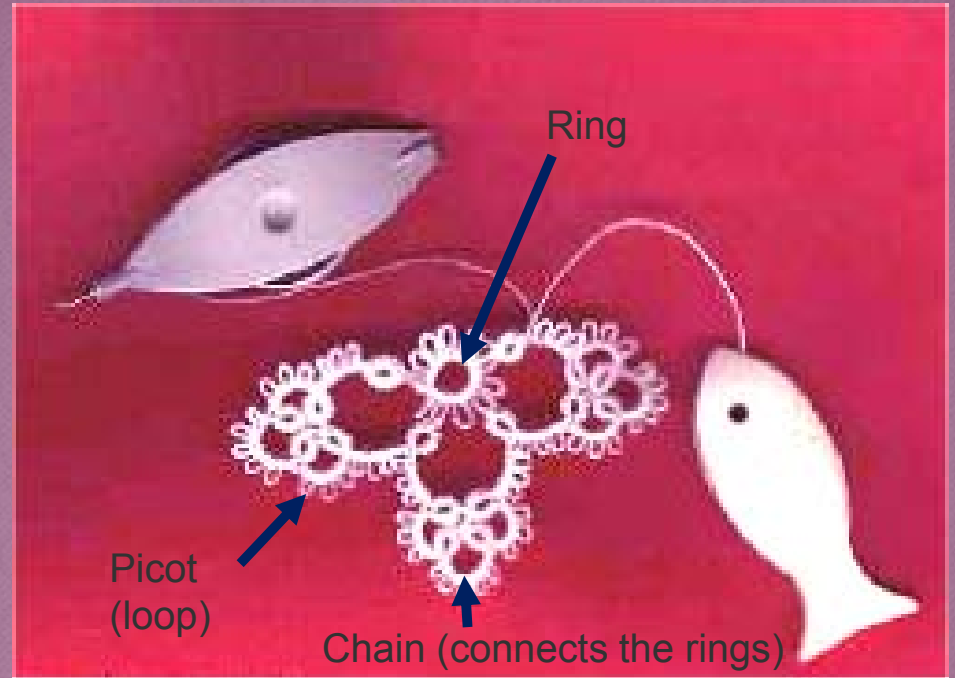
- A form of lace making (knotted lace)
- For more tatting search the Internet:  
<http://abctattingpatterns.com/history/>



Left – “Lady Hoare” style tatting shuttle  
Top – Shuttle used for netting


# What is Tattling?

Shuttles, wound with thread, are used to create Lark's Head (hitch) knots in either a ring or chain pattern.



# Basic Tatted Stiches

A chain with 4 picots (loops are just spaced out double-stitches)



A group of 3 rings

# Threads

- Use any fiber that has strength enough not to break when you close a ring, and is smooth enough to slide.
- Just like other fiber arts, the diameter affects stitch counts and finished size.
- Such variety now – especially on the Internet.

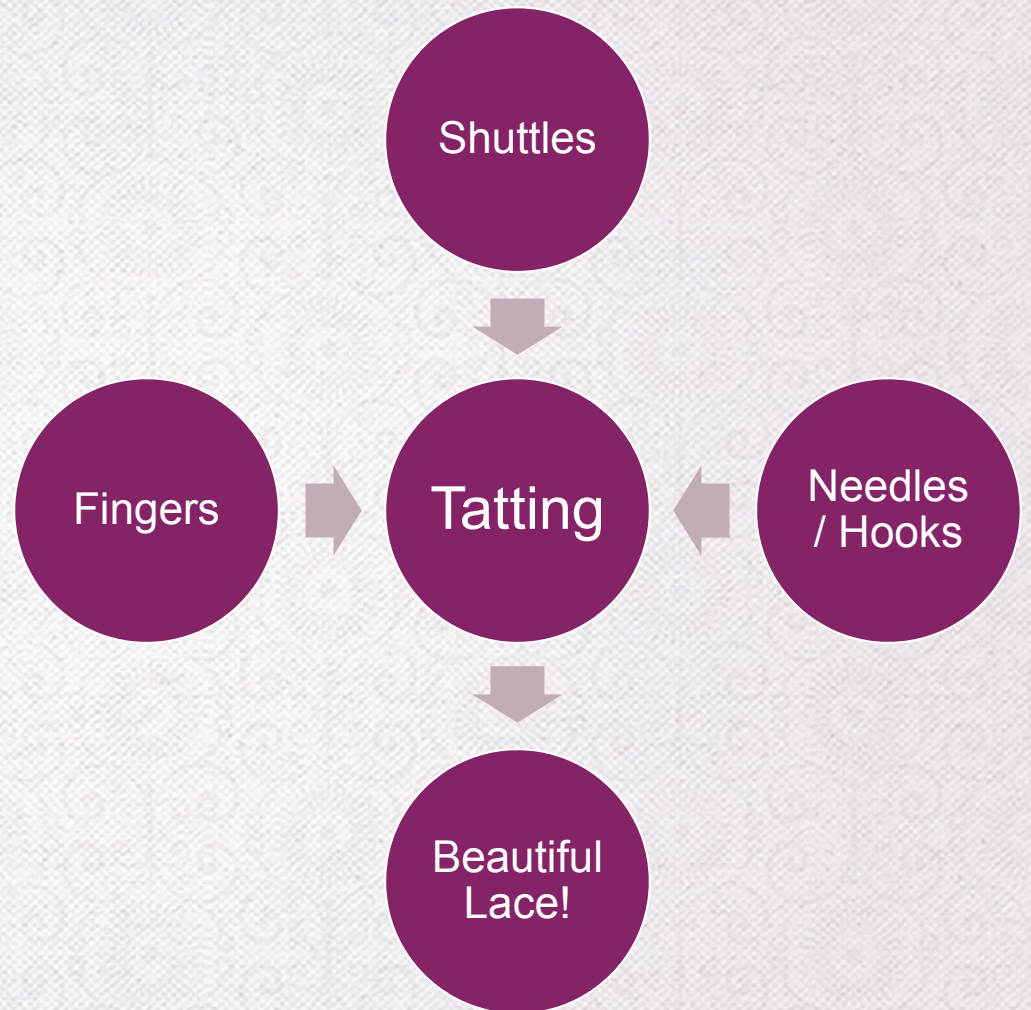


The impact of thread size on a tatted sample.

Image from the [Tatting corner](#)

# Tools

- Styles
- Materials
- Pros & Cons



# Fingers


Not finger tutting, but  
finger tatting.

Finger Tatting You Tube -  
[https://www.youtube.com/  
watch?v=H5DKLg0ZmHA](https://www.youtube.com/watch?v=H5DKLg0ZmHA)



# Needles

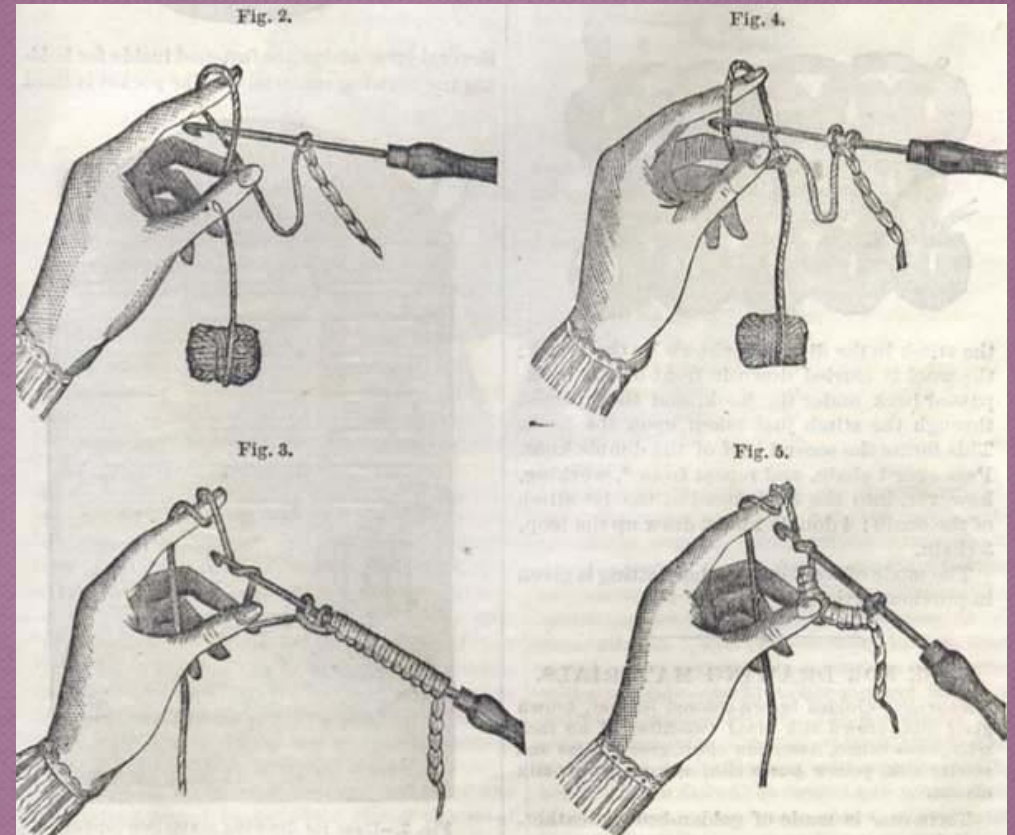
- Needle size and thread size matter.
- Tatting knots on needles, and slide them off – tatting can unwind.
- You can tat with a sewing needle as if you were finger tatting.



Learn needle tatting on You Tube: [TotusMel](#)

# Crochet Hook

- “Cro-tat” is similar to needle tatting
- Tool has a long straight shank & smaller head than regular hook
- [Not a new technique](#)



Learn cro-tatting on You Tube: [J4OSfZSnzcc](#)

# Shuttles

Great reference book: *Tatting Shuttles of American Collectors*, by Heidi Nakayama

Joan's collection in 2014



Custom Aero's  
by J. Paulson  
[LaCossette](#)  
[ETSY shop](#)



Online blog:

<http://cecisfrivolite.blogspot.com/p/tatting-shuttle-collection.html?m=1>

# Shuttles

Material	Pros	Cons
Metal	Inexpensive, common	Can leave black marks on thread; sharp sides; tips can bend & break
Wood	Beautiful variety	Finish wears off, glue can break, ends can wear & fray thread
Bone/shell	Carved beauty, light, typically small	For thin threads only, tight ends can fray thread
Resin/Plastic/ 3D printed	Inexpensive, colorful	Can crack over time

Style	Pros	Cons
Post	Height can accommodate beads on thread	Clicking noise, end separation if overwound
Bobbin	Can preload bobbins/swap out	Not always interchangeable; waste thread if you wind too many
Flat	No worry on size and quantity of beads	Contact with fingers etc can dirty thread; thread can unwind easy
Tear Drop	Less tear on thread	Can feel small, unbalanced
Double (Pelc)	Encasing or double stitches	
Celtic	Narrow for weaving	Not as much thread; sometimes flat
Ends: Pic/hook	Catch picot joins easy & add beads	Sometimes too big for beads; Can stick into your bag, break off



# Other Tools

- Crochet hook to add beads, join picots
- Picot gages for consistent loops
- Awl for shaping picots when blocking
- Pillow with pins for blocking
- Needles & pics for undoing stitches
- Starch, stiffener, or just water
- Peroxide/water for cleaning



# Learn How to Tat!

You Tube - Search for tatting.  
- [Georgia Seitz online](#)

Internet sites:  
- [Sharon Briggs](#)

In person with a guild!  
- [Dogwood Guild, Springdale AR](#)

For a guild list:  
[International Org of Lace-IOLA](#)

## Uses:

- **Motifs** – snowflake ornaments, note cards, jewelry & earrings, fabric appliqués, doilies, tablecloths...
- **Edgings** – hankies, doilies, shirt collars...
- **Ornament covers**
- **Framed art**
- **Gifts** – baby cap & booties, note cards, sun catchers, etc.
- *Keep your fingers busy while waiting for the kids!*

One Shuttle tatting's Round Motif, size 20 Lizbeth thread  
134, and size 11 cream seed beads



# Questions?

